



International Travel Services

Robust intelligence on state and city international travel

Tracking the number of international visitors to individual cities and states can be extraordinarily challenging. Visitor surveys are limited by sample size and representativeness, limiting available source market detail and the accuracy of international data at the destination level.

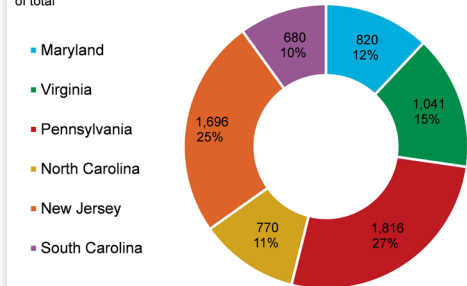
Tourism Economics has developed a proprietary database of international travel by incorporating multiple datasets into a single model, thereby improving the reliability, timeliness, and market-level detail for all 50 US states and 300 cities around the world, including 50 in the US. This unique databank has been developed using a combination of destination measurements, origin-destination air passenger demand, hotel statistics, and economic indicators, to provide the most accurate view of destination-level travel ever produced.

What the service includes

- **Extensive databank.** Comparable analysis for 300 cities and 50 states with detail by country of origin. Detail is provided for both inbound and outbound travel across all destinations along with key economic indicators.
- **In-depth historical data and forecasts, and regular updates.** Data starts in 2000 and is forecast ten years into the future based on the Oxford Economics economic outlook—the most widely used global economic model in the world. The database is updated every six months.
- **Robust methodology.** The databank is based on vast, complementary data sets covering air passenger flows, hotel room demand, economic, and demographic data by city. Estimates are based on a combination of destination measurements, origin-destination air passenger demand, hotel statistics, and industry metrics.
- **Advanced analytical functions.** Our web-based databank allows users to quickly build custom queries with complete flexibility and visualize the data in tables, charts, and maps. Searches can be saved for future reference and downloaded quickly to Excel and Adobe formats, and even shown on a heat map.

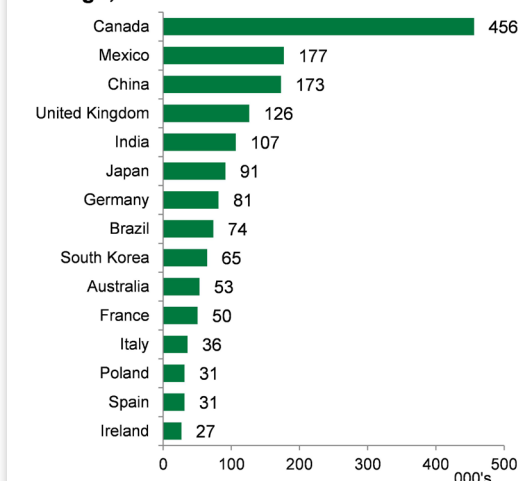
Visits from total international to Maryland and comp set, 2016

000's and percent of total



Source: Tourism Economics

Visits from top 15 markets of origin for Chicago, 2016



Source: Tourism Economics

Cities covered

- **Africa and Middle East.** Abu Dhabi, Abuja, Amman, Baghdad, Beirut, Cairo, Cape Town, Casablanca, Dar es Salaam, Doha, Dubai, Durban, Jeddah, Johannesburg, Kuwait City, Lagos, Luanda, Marrakech, Mecca, Medina, Muscat, Nairobi, Riyadh, Sharjah, Tehran, Tel Aviv, Tunis.
- **North East Asia.** Beijing, Busan, Changchun, Changsha, Chengdu, Chongqing, Daegu, Dalian, Dongguan, Foshan, Fukuoka-Kitakyushu, Fuzhou, Guangzhou, Hangzhou, Harbin, Hiroshima Hong Kong, Incheon, Jinan, Kagoshima, Kumamoto, Kunming, Macao, Matsuyama, Nagoya, Nanjing, Niigata, Ningbo, Okayama, Osaka, Qingdao, Sapporo, Sendai, Seoul, Shanghai, Shenyang, Shenzhen, Shijiazhuang, Shizuoka, Suzhou, Taichung, Tainan, Taipei, Taoyuan, Tianjin, Tokyo, Wenzhou, Wuhan, Wuxi, Xiamen, Xianyang, Yantai, Zhengzhou.
- **South East Asia.** Bangkok, Cebu City, Denpasar, Georgetown, Hà Nội, Ho Chi Minh City, Jakarta, Kuala Lumpur, Malacca, Manila, Medan, Phnom Penh, Singapore, Surabaya, Yangon.
- **South Asia.** Agra, Ahmadabad, Bangalore, Chennai, Colombo, Delhi, Dhaka, Hyderabad, Karachi, Kathmandu, Kolkata, Lahore, Mumbai, Pune, Surat.
- **Western Europe.** Aberdeen, Amsterdam, Antwerp, Athens, Barcelona, Basel, Belfast, Bergamo, Berlin, Birmingham, Bordeaux, Bremen, Brighton, Bristol, Brussels, Cardiff, Cologne, Copenhagen, Dortmund, Dresden, Dublin, Duisburg, Düsseldorf, Edinburgh, Essen, Frankfurt, Geneva, Genova, Glasgow, Gothenburg, Hamburg, Hannover, Helsinki, Leeds, Leicester, Leipzig, Lille, Lisbon, Liverpool, London, Lyon, Madrid, Málaga, Manchester, Marseille, Milan, Munich, Murcia, Naples, Newcastle upon Tyne, Nice, Nottingham, Nürnberg, Oslo, Palermo, Paris, Porto, Portsmouth, Rome, Rotterdam, Sevilla, Sheffield, Stockholm, Strasbourg, Stuttgart, The Hague, Thessaloniki, Toulouse, Turin, Valencia, Vienna, Zaragoza, Zurich.
- **Eastern Europe.** Almaty, Ankara, Antalya, Belgrade, Bucharest, Budapest, Cracow, Istanbul, Izmir, Kiev, Moscow, Prague, Riga, Sofia, St Petersburg, Tallin, Vilnius, Warsaw, Zagreb.
- **North America.** Acapulco, Atlanta-Sandy Springs-Marietta, Austin- Round Rock, Baltimore-Towson, Boston-Cambridge-Quincy, Buffalo- Niagara Falls, Calgary, Cancún, Charlotte-Gastonia-Rock Hill, Chicago-Joliet-Naperville, Cincinnati-Middletown, Cleveland-Elyria-Mentor, Columbus, Dallas-Fort Worth-Arlington, Denver-Aurora- Broomfield, Detroit-Warren-Livonia, Edmonton, El Paso, Guadalajara, Honolulu, Houston-Sugar Land-Baytown, Indianapolis-Carmel, Jacksonville, Kansas City, Las Vegas-Paradise, Los Angeles-Long Beach-Santa Ana, Louisville/Jefferson County, Memphis, Mexico City, Miami-Fort Lauderdale-Pompano Beach, Milwaukee-Waukesha- West Allis, Minneapolis-St. Paul-Bloomington, Monterrey, Montréal, Nashville-Davidson-Murfreesboro-Franklin, New Orleans-Metairie- Kenner, New York-Northern New Jersey-Long Island, Oklahoma City, Orlando-Kissimmee-Sanford, Ottawa-Gatineau, Philadelphia-Camden- Wilmington, Phoenix-Mesa-Glendale, Pittsburgh, Portland-Vancouver- Hillsboro, Providence-New Bedford-Fall River, Québec, Richmond, Riverside-San Bernardino-Ontario, Sacramento-Arden-Arcade-Roseville, Salt Lake City, San Antonio, San Diego-Carlsbad-San Marcos, San Francisco-Oakland-Fremont, San Jose-Sunnyvale-Santa Clara, Seattle-Tacoma-Bellevue, St. Louis, Tampa-St. Petersburg- Clearwater, Tijuana, Toronto, Tucson, Vancouver, Virginia Beach- Norfolk-Newport News, Washington-Arlington-Alexandria, Winnipeg.
- **Oceania.** Adelaide, Auckland, Brisbane, Canberra, Christchurch, Melbourne, Perth, Sydney, Wellington.
- **South and Central America.** Belo Horizonte, Bogotá, Brasília, Buenos Aires, Caracas, Cartagena, Curitiba, Fortaleza, Guayaquil, La Paz, Lima, Manaus, Medellín, Montevideo, Natal, Panama City, Pôrto Alegre, Quito, Recife, Rio De Janeiro, Salvador, San José, Santiago, São Paulo.

Forecast series covered

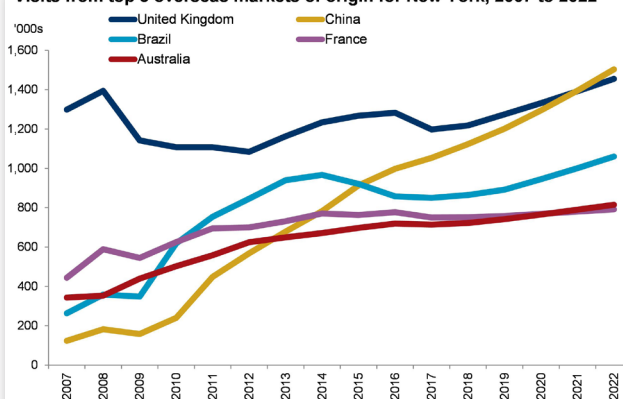
- Total international visits and nights for each destination
- Measurement of visits and nights to 300 destination cities and 50 states from each of the top 50 origin countries and from each world region
- Total inbound and outbound travel spending for each city
- Topline economic and demographic indicators for each city and country

Access

Clients receive up to five seat licenses to access the data sets under a one-year subscription with updates each six months. An Excel-based dashboard and summary tables are also provided with each update.

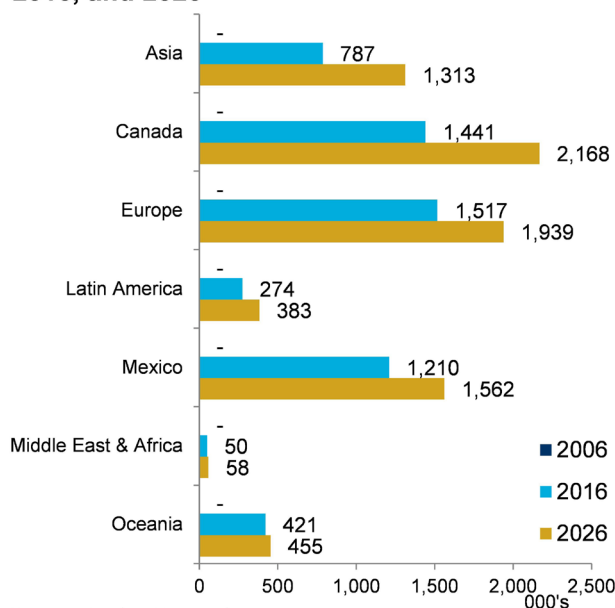
For more information, contact us at 1.610.995.900 or info@tourismeconomics.com

Visits from top 5 overseas markets of origin for New York, 2007 to 2022



Source: Tourism Economics

Visits to Las Vegas by region of origin, 2006, 2016, and 2026



Source: Tourism Economics